

**PUBLIC WORKS
FY 2021
BUDGET
DEFERRAL
IMPACTS**

COVID 19 Impacts

June 2, 2020

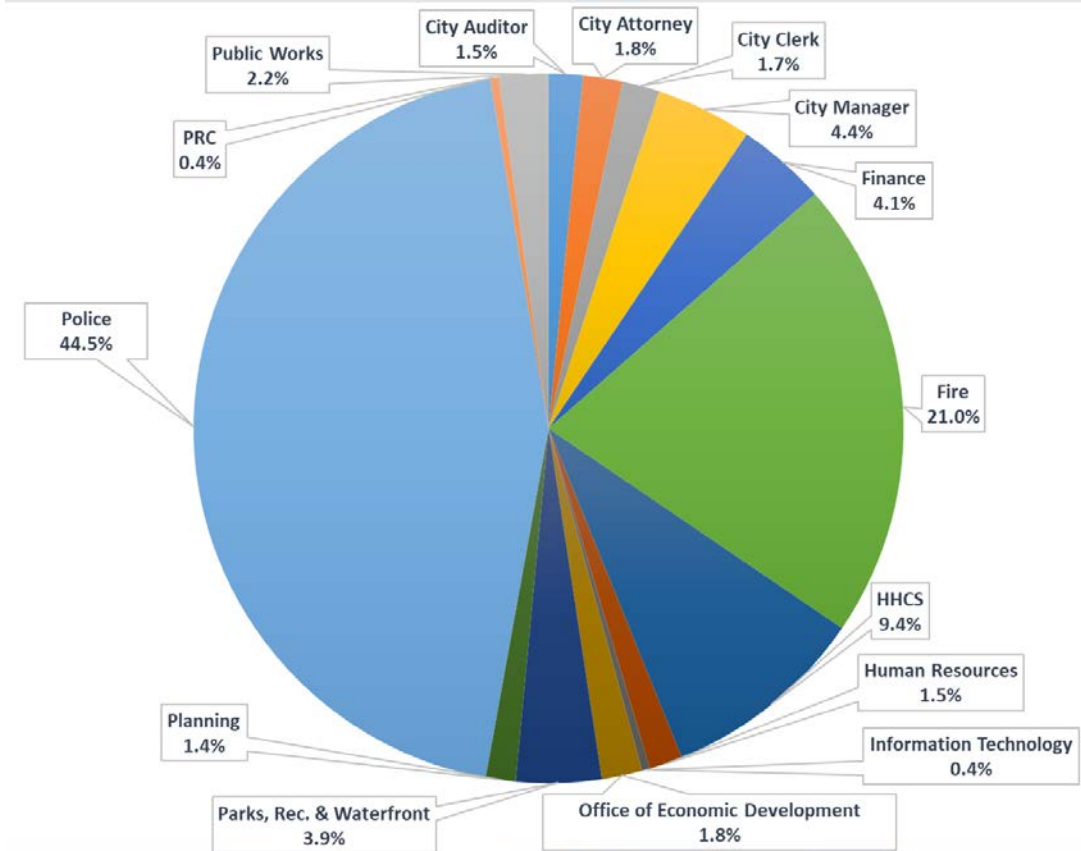
OVERVIEW

- General Fund & Public Works
- Vacancies & Strategic Plan
- Public Works Budget Gap Contributions
- Impacts to Public Works not included in FY 21 Budget Gap
- Unfunded Budget Needs
- Department Key Impacted Funds/Program

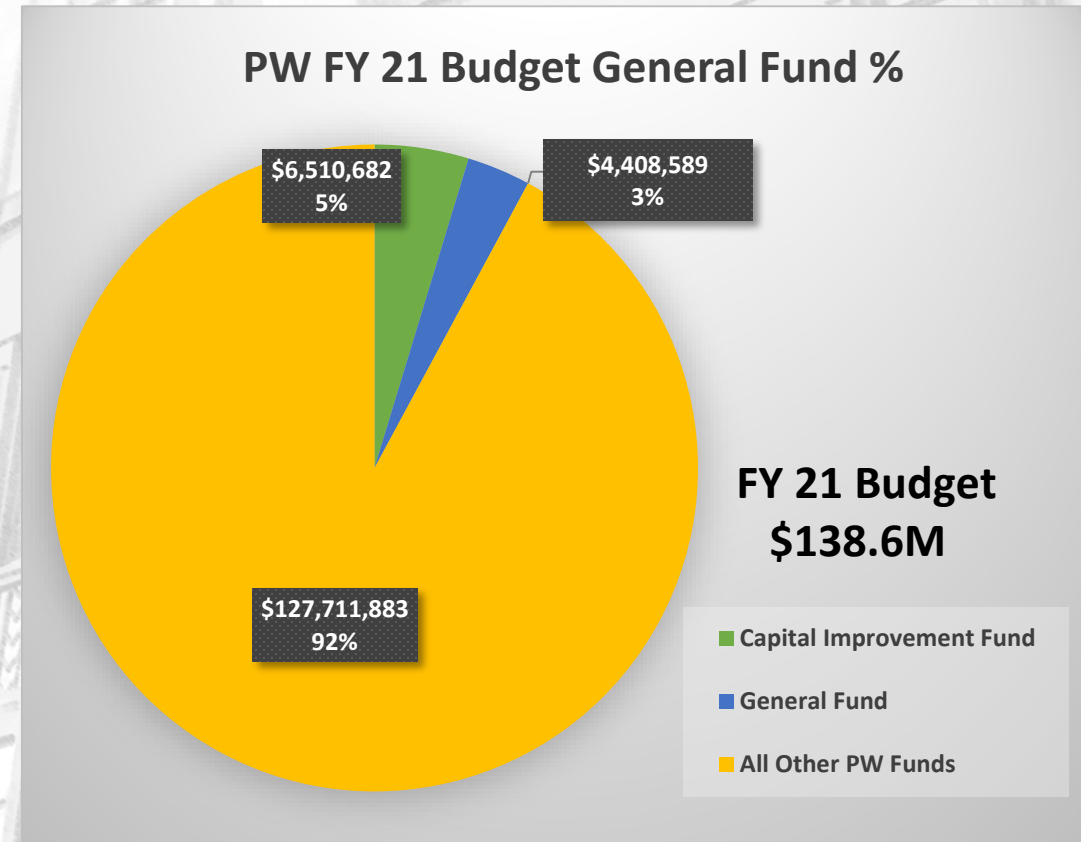
PUBLIC WORKS DEPARTMENT

GENERAL FUND - By The Percentages

BY DEPARTMENT*



BY FUND (PW only)



PUBLIC WORKS DEPARTMENT

VACANCIES

- Approx. 325 FTEs in PW Dept.; plus 35 FTEs funded in non-PW Dept.
- 39 FTE Vacancies (8 positions partially or fully funded by GF and/or CIP, \$520,000)

Division	FTEs	Positions
Office of Director & Admin. Fiscal Services	3	Director, AOS III, Analyst
Engineering	10	Analyst, Engineers, Chief of Party, Inspectors, Drafting staff
Operations	17	OS III, Bldg Maintenance staff, Electrical staff, Laborers, Janitor, Service Tech
Transportation	4	Planner, Traffic Engineer, Parking Meter Mechanic
Zero Waste	5	Analyst, Weighmaster, Field Rep, Solid Waste Truck Drivers

- GF positions (3 pos., 1.3 FTE, \$186,000); CIP positions (5 pos., 2.1 FTE, \$334,000)

PUBLIC WORKS DEPARTMENT

STRATEGIC PLAN IMPACTS

- Bicycle and Pedestrian Projects are subject to impacts to Measure B, BB – Bike & Ped funds.
 - 10% revenue loss in FY 20 and FY 21 to be absorbed by Fund Balance
- ADA Transition Plan Implementation Delayed to FY 22
 - Planned use of FY 21 Excess Equity
- 50/50 Sidewalk Program returns to baseline funding
 - Planned use of FY 21 Excess Equity
- Undergrounding Utilities District 48 Construction – Funding Gap
 - Planned use of General Fund salary savings

PUBLIC WORKS DEPARTMENT

BUDGET GAP CONTRIBUTION

Public Works	10%	12%	15%	39%
Recommended Deferral	\$351,813	\$422,175	\$527,719	\$1,366,699

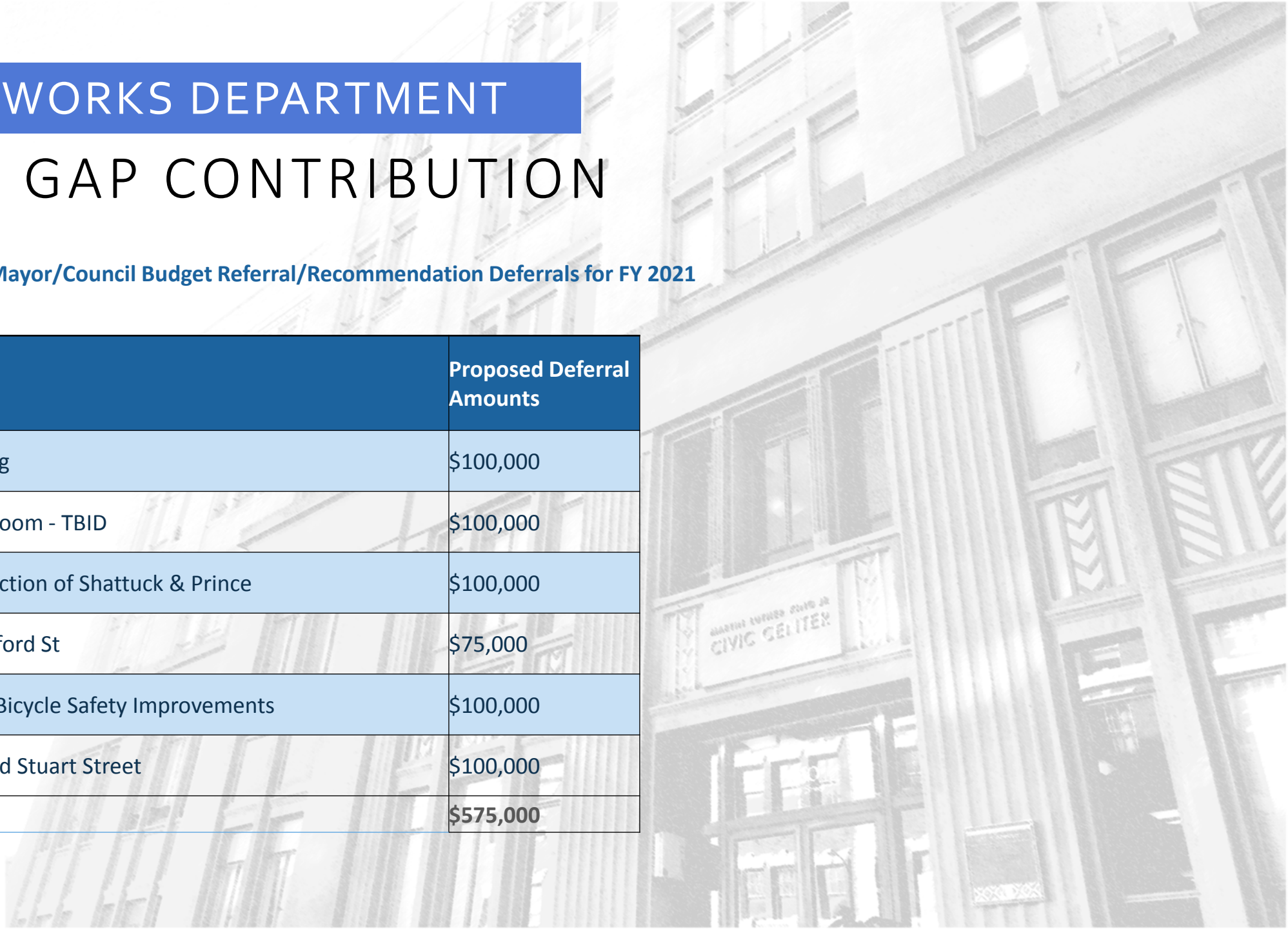
- \$1.37M Deferred Transfer from General Fund to Equipment Replacement Fund for continued lease purchase payments of Fire Trucks, approved in 2018.

PUBLIC WORKS DEPARTMENT

BUDGET GAP CONTRIBUTION

Public Works Proposed Mayor/Council Budget Referral/Recommendation Deferrals for FY 2021

Project Description	Proposed Deferral Amounts
City-wide Undergrounding	\$100,000
Freestanding Public Restroom - TBID	\$100,000
Ped Xing Signal @ intersection of Shattuck & Prince	\$100,000
Ped/Bike Safety along Oxford St	\$75,000
Reserved for Pedestrian/Bicycle Safety Improvements	\$100,000
Traffic Calming at MLK and Stuart Street	\$100,000
TOTAL	\$575,000



PUBLIC WORKS DEPARTMENT

ADDITIONAL IMPACTS TO FY 21

- **Programmed Excess Equity**
 - \$1.0M ADA Transition Plan Capital Implementation
 - \$0.5M Sidewalk 50/50 Program Catchup Continuation
- **\$5.3M T1 General Fund Loan to finish Phase 1**
 - Project Schedules adjusted
 - Requires a \$600k internal loan from PW funds, \$600k from PRW
 - Sets in motion accelerated/condensed Phase 2 public process, project prioritization and bond issuance

PUBLIC WORKS DEPARTMENT

UNFUNDED BUDGET NEEDS FY20/FY21

- 1951 Shattuck Avenue Traffic Signal
 - FY 21 Design (est. \$160k), FY 22/23 Construction (est. \$640k)
- Building Purchases & Maintenance Fund (1947 Center Street) year end balance FY 20 and FY 21
 - 5th and 6th Floor Vacancy Impact, Departments not moving forward
 - Annual Debt Service Payment of \$1.6M

FY 2020 Projected Ending Fund Balance

\$ (264,114)

FY 2021 Projected Ending Fund Balance

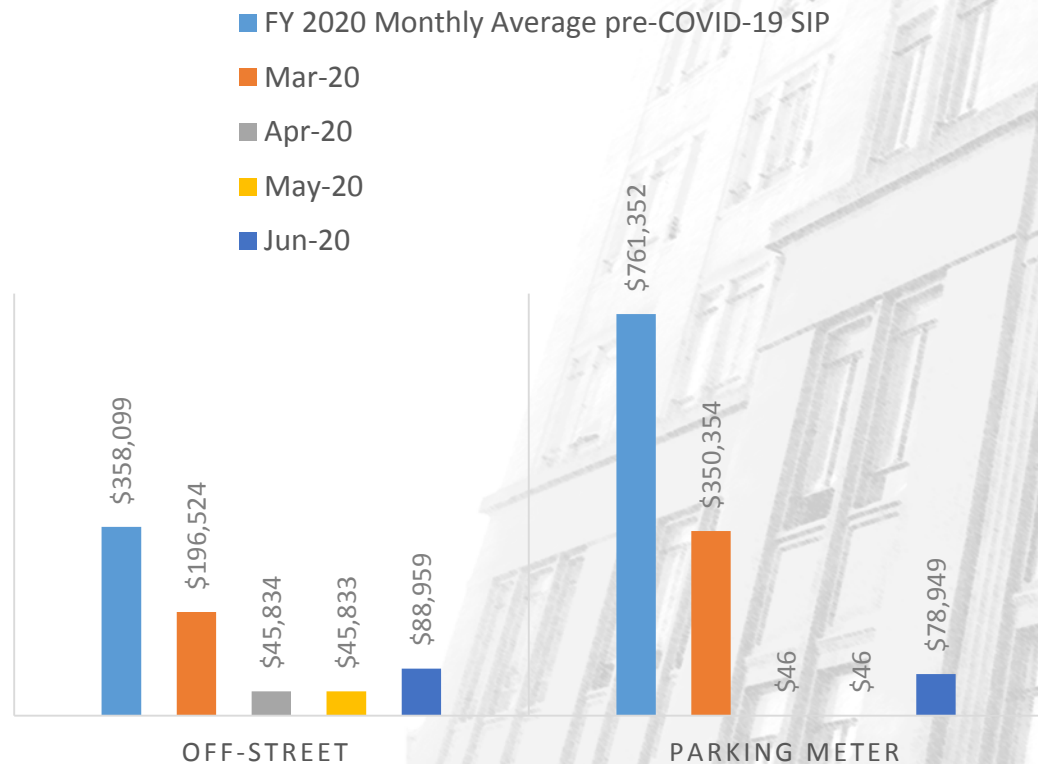
\$ (540,762)

- Utility Undergrounding District 48 Construction
 - \$360k planned use of General Fund/CIP Fund salary savings

PUBLIC WORKS DEPARTMENT

IMPACTED FUNDS: PARKING METER AND OFF-STREET

FY 2020 PARKING ENTERPRISE FUNDS REVENUE



FY 2021 Impacts to the funds

- Parking Meters were off March 16 – May 31.
- Staff expects a very slow ramp up back to “normal”
- Cumulative parking enterprise funds projected year end negative balance **(\$3.5M)**
- The debt service payment of \$1,910,250 needs to be covered by the General Fund
- The parking enterprise funds will not meet the debt service ratio covenant of 1.25

PUBLIC WORKS DEPARTMENT

IMPACTED FUNDS: MEASURE B, MEASURE BB, GAS TAX, PERMIT SERVICE CENTER

Impacted Street Funds	FY 20	FY 21
State Transportation Tax & SB1	(\$470,000)	(\$390,000)
Measure B - LSR	(\$340,000)	(\$370,000)
Measure B - LSR	(\$320,000)	(\$346,000)
Total	(\$1,130,000)	(\$1,106,000)

- Street Paving Funding will be impacted
 - Absorbed by fund balance as much as possible
 - Decrease size of annual paving project if necessary
 - Maintain levels of street maintenance and other transportation programs.
- Permit Service Center
 - Engineering & Transportation fee revenue doing well pre-Covid SIP
 - FY 21 projected to break even but must be monitored

PUBLIC WORKS DEPARTMENT

CIP/Maintenance Outlook FY 21

Services Impacted

- Street Paving
- Transportation Safety Projects
- Utility Undergrounding
- Equipment Replacement
- ADA Capital Improvements
- Sidewalk Hazard Mitigation

Services Continuing

- Street Maintenance
- Sidewalk Repair
- Traffic Calming, Pavement Marking
- Storm/Sewer Improvements
- Zero Waste Services/Transfer Station
- Clean Cities (& Encampment Cleanups)
- Parking Management
- Facilities Maintenance & Improvements
- Streetlight Improvements
- Fleet Operations